



Calibration Certificate

Certificate No. **12888**

Page 1 of 4 Pages

Customer : Lam Geotechnics Limited

Address : 11/F., Centre Point, 181-185 Gloucester Road, Wanchai, Hong Kong

Order No. : Q10982

Date of receipt : 25-May-11

Item Tested

Description : Precision Integrating Sound Level Meter

Manufacturer : Rion

Model : NL-14

Serial No. : 10303242

Test Conditions

Date of Test : 26-May-11

Supply Voltage : --

Ambient Temperature : $(23 \pm 3)^{\circ}\text{C}$

Relative Humidity : $(50 \pm 25) \%$

Test Specifications

Calibration check.

Ref. Document/Procedure: Z01.

Test Results

All results were within the IEC 651 Type 1 or IEC 804 Type 1 specification after adjustment.

The results are shown in the attached page(s).

Main Test equipment used:


<u>Equipment No.</u>	<u>Description</u>	<u>Cert. No.</u>	<u>Traceable to</u>
S017	Multi-Function Generator	C101623	SCL-HKSAR
S024	Sound Level Calibrator	04062	NIM-PRC & SCL-HKSAR

The values given in this Calibration Certificate only relate to the values measured at the time of the test and any uncertainties quoted will not include allowance for the equipment long term drift, variations with environmental changes, vibration and shock during transportation, overloading, mis-handling, or the capability of any other laboratory to repeat the measurement. Hong Kong Calibration Ltd. shall not be liable for any loss or damage resulting from the use of the equipment.

The test equipment used for calibration are traceable to International System of Units (SI).

The test results apply to the above Unit-Under-Test only

Calibrated by : 
P. F. Wong

Approved by : 
Alan Chu

Date: 26-May-11

This Certificate is issued by:

Hong Kong Calibration Ltd.

Unit 8B, 24/F., Well Fung Industrial Centre, No. 58-76, Ta Chuen Ping Street, Kwai Chung, NT, Hong Kong.

Tel: 2425 8801 Fax: 2425 8646

The copyright of this certificate is owned by Hong Kong Calibration Ltd.. It may not be reproduced except in full.



Calibration Certificate

Certificate No. 12888

Page 2 of 4 Pages

Results :

1. SPL Accuracy

Level Range (dB)	UUT Setting			Applied Value (dB)	UUT Reading (dB)	
	Filter	Weight	Time Const.		Before adjust.	After adjust.
40 – 100	OFF	L _P	Fast	94.00	--	94.1
		L _{PA}	Fast		*95.0	94.1
			Slow		--	94.1
		L _{PC}	Fast		--	94.1
60 – 120	OFF	L _P	Fast	94.00	--	94.1
		L _{PA}	Fast		--	94.0
			Slow		--	94.0
		L _{PC}	Fast		--	94.0
60 – 120	OFF	L _P	Fast	114.00	--	114.0
		L _{PA}	Fast		--	113.9
			Slow		--	113.9
		L _{PC}	Fast		--	113.9

IEC 651 Type 1 Spec. : ± 0.7 dB

Uncertainty : ± 0.2 dB

2. Level Stability : 0.1 dB

IEC 651 Type 1 Spec. : ± 0.3 dB

Uncertainty : ± 0.01 dB



Calibration Certificate

Certificate No. 12888

Page 3 of 4 Pages

3. Linearity

3.1 Level Linearity

UUT Range (dB)	Applied Value (dB)	UUT Reading (dB)	Variation (dB)	IEC 651 Type 1 Spec. (Primary Indicator Range)
140	114.0	113.9	-0.1	± 0.7 dB
130	104.0	103.8	-0.2	
120	94.0	94.0 (Ref.)	--	
110	84.0	83.9	-0.1	
100	74.0	74.1	+0.1	
90	64.0	64.1	+0.1	
80	54.0	54.3	+0.3	

Uncertainty : ± 0.1 dB

3.2 Differential level linearity

UUT Range (dB)	Applied Value (dB)	UUT Reading (dB)	Variation (dB)	IEC 651 Type 1 Spec.
120	84.0	84.0	0.0	± 0.4 dB
	94.0	94.0 (Ref.)	--	
	95.0	95.0	0.0	± 0.2 dB

Uncertainty : ± 0.1 dB

4. Frequency Weighting

A weighting

Frequency	Attenuation (dB)	IEC 651 Type 1 Spec.
31.5 Hz	-39.0	- 39.4 dB, ± 1.5 dB
63 Hz	-25.9	- 26.2 dB, ± 1.5 dB
125 Hz	-15.9	- 16.1 dB, ± 1 dB
250 Hz	-8.4	- 8.6 dB, ± 1 dB
500 Hz	-3.0	- 3.2 dB, ± 1 dB
1 kHz	0.0 (Ref)	0 dB, ± 1 dB
2 kHz	+1.3	+ 1.2 dB, ± 1 dB
4 kHz	+0.8	+ 1.0 dB, ± 1 dB
8 kHz	-1.3	- 1.1 dB, + 1.5 dB ~ -3 dB
16 kHz	-7.1	- 6.6 dB, + 3 dB ~ - ∞

Uncertainty : ± 0.1 dB



Calibration Certificate

Certificate No. 12888

Page 4 of 4 Pages

5. Time Averaging

Applied Burst duty Factor	Applied Leq Value (dB)	UUT Reading (dB)	IEC 804 Type 1 Spec.
continuous	40.0	40.0	--
1/10	40.0	39.9	± 0.5 dB
1/10 ²	40.0	39.6	
1/10 ³	40.0	39.2	± 1.0 dB
1/10 ⁴	40.0	39.4	

Uncertainty : ± 0.1 dB

Remark : 1. UUT : Unit-Under-Test

2. The uncertainty claimed is for a confidence probability of not less than 95%.

3. Atmospheric Pressure : 1 004 hPa.

4. *Out of Specification

----- END -----



Calibration Certificate

Certificate No. 12889

Page 1 of 2 Pages

Customer : Lam Geotechnics Limited

Address : 11/F., Centre Point, 181-185 Gloucester Road, Wanchai, Hong Kong

Order No. : Q10982

Date of receipt : 25-May-11

Item Tested

Description : Sound Level Calibrator

Manufacturer : Rion

Model : NC-73

Serial No. : 10465798

Test Conditions

Date of Test : 26-May-11

Supply Voltage : --

Ambient Temperature : $(23 \pm 3)^{\circ}\text{C}$

Relative Humidity : $(50 \pm 25) \%$

Test Specifications

Calibration check.

Ref. Document/Procedure : F21, Z02.

Test Results

All results were within the manufacturer's specification after adjustment.

The results are shown in the attached page(s).

Main Test equipment used:

<u>Equipment No.</u>	<u>Description</u>	<u>Cert. No.</u>	<u>Traceable to</u>
S014	Spectrum Analyzer	03926	NIM-PRC & SCL-HKSAR
S024	Sound Level Calibrator	04062	NIM-PRC & SCL-HKSAR
S041	Universal Counter	04461	SCL-HKSAR
S206	Sound Level Meter	04462	SCL-HKSAR

The values given in this Calibration Certificate only relate to the values measured at the time of the test and any uncertainties quoted will not include allowance for the equipment long term drift, variations with environmental changes, vibration and shock during transportation, overloading, mis-handling, or the capability of any other laboratory to repeat the measurement. Hong Kong Calibration Ltd. shall not be liable for any loss or damage resulting from the use of the equipment.

The test equipment used for calibration are traceable to International System of Units (SI).

The test results apply to the above Unit-Under-Test only

Calibrated by :


P. F. Wong

Approved by :


Alan Chu

Date: 26-May-11

This Certificate is issued by:

Hong Kong Calibration Ltd.

Unit 8B, 24/F., Well Fung Industrial Centre, No. 58-76, Ta Chuen Ping Street, Kwai Chung, NT, Hong Kong.

Tel: 2425 8801 Fax: 2425 8646

The copyright of this certificate is owned by Hong Kong Calibration Ltd.. It may not be reproduced except in full.



Calibration Certificate

Certificate No. 12889

Page 2 of 2 Pages

Results :

1. Level Accuracy (at 1 kHz)

UUT Nominal Value	Measured Value		Mfr's Spec.
	Before Adjust.	After Adjust.	
94 dB	*95.20 dB	93.94 dB	± 1 dB

Uncertainty : ± 0.2 dB

2. Frequency Accuracy

UUT Nominal Value	Measured Value	Mfr's Spec.
1 kHz	0.994 kHz	± 2 %

Uncertainty : ± 0.1 %

3. Level Stability : 0.0 dB

Uncertainty : ± 0.01 dB

4. Total Harmonic Distortion : < 0.5 %

Mfr's Spec. : < 3 %

Uncertainty : ± 2.3 % of reading

Remark : 1. UUT : Unit-Under-Test

2. The uncertainty claimed is for a confidence probability of not less than 95%.

3. The above measured values are the mean of 3 measurement.

4. Atmospheric Pressure : 1 004 hPa

5. *Out of Specification

----- END -----



TISCH ENVIRONMENTAL, INC.
 145 SOUTH MIAMI AVE.
 VILLAGE OF CLEVELAND, OH 45002
 513.467.9000
 877.263.7610 TOLL FREE
 513.467.9009 FAX
 WWW.TISCH-ENV.COM

AIR POLLUTION MONITORING EQUIPMENT

ORIFICE TRANSFER STANDARD CERTIFICATION WORKSHEET TE-5025A

Date - Jul 11, 2011 Rootmeter S/N 0438320 Ta (K) - 298
 Operator Tisch Orifice I.D. - 0005 Pa (mm) - 749.3

PLATE OR Run #	VOLUME START (m3)	VOLUME STOP (m3)	DIFF VOLUME (m3)	DIFF TIME (min)	METER DIFF Hg (mm)	ORFICE DIFF H2O (in.)
1	NA	NA	1.00	1.3710	3.2	2.00
2	NA	NA	1.00	0.9730	6.4	4.00
3	NA	NA	1.00	0.8690	7.9	5.00
4	NA	NA	1.00	0.8300	8.8	5.50
5	NA	NA	1.00	0.6860	12.8	8.00

DATA TABULATION

Vstd	(x axis) Qstd	(y axis)	Va	(x axis) Qa	(y axis)
0.9817	0.7160	1.4042	0.9957	0.7263	0.8919
0.9775	1.0046	1.9859	0.9915	1.0190	1.2613
0.9754	1.1225	2.2203	0.9894	1.1385	1.4101
0.9743	1.1739	2.3286	0.9882	1.1907	1.4790
0.9690	1.4126	2.8084	0.9829	1.4328	1.7837
Qstd slope (m) = 2.01593			Qa slope (m) = 1.26234		
intercept (b) = -0.03978			intercept (b) = -0.02526		
coefficient (r) = 0.99999			coefficient (r) = 0.99999		
y axis = SQRT[H2O(Pa/760)(298/Ta)]			y axis = SQRT[H2O(Ta/Pa)]		

CALCULATIONS

$$Vstd = \text{Diff. Vol} \left[\frac{(Pa - \text{Diff. Hg})}{760} \right] \left(\frac{298}{Ta} \right)$$

$$Qstd = Vstd / \text{Time}$$

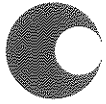
$$Va = \text{Diff Vol} \left[\frac{(Pa - \text{Diff Hg})}{Pa} \right]$$

$$Qa = Va / \text{Time}$$

For subsequent flow rate calculations:

$$Qstd = 1/m \{ [\text{SQRT}(\text{H2O}(\text{Pa}/760)(298/\text{Ta}))] - b \}$$

$$Qa = 1/m \{ [\text{SQRT} \text{H2O}(\text{Ta}/\text{Pa})] - b \}$$



Calibration Certificate

Certificate No. **13784**

Page 1 of 4 Pages

Customer : Lam Geotechnics Limited

Address : 11/F., Centre Point, 181-185 Gloucester Road, Wanchai, Hong Kong

Order No. : Q11569

Date of receipt : 6-Jul-11

Item Tested

Description : Sound Level Meter

Manufacturer : B&K

Model : 2250

Serial No. : 2722311

Test Conditions

Date of Test : 6-Jul-11

Supply Voltage : --

Ambient Temperature : (23 ± 3)°C

Relative Humidity : (50 ± 25) %

Test Specifications

Calibration check.

Ref. Document/Procedure: Z01.

Test Results

All results were within the IEC 651 Type 1, IEC 804 Type 1 & IEC 1260 Class 1 specification.

The results are shown in the attached page(s).

Main Test equipment used:

<u>Equipment No.</u>	<u>Description</u>	<u>Cert. No.</u>	<u>Traceable to</u>
S017	Multi-Function Generator	C101623	SCL-HKSAR
S024	Sound Level Calibrator	04062	NIM-PRC & SCL-HKSAR

The values given in this Calibration Certificate only relate to the values measured at the time of the test and any uncertainties quoted will not include allowance for the equipment long term drift, variations with environmental changes, vibration and shock during transportation, overloading, mis-handling, or the capability of any other laboratory to repeat the measurement. Hong Kong Calibration Ltd. shall not be liable for any loss or damage resulting from the use of the equipment.

The test equipment used for calibration are traceable to International System of Units (SI).
The test results apply to the above Unit-Under-Test only

Calibrated by : 

P. F. Wong

Approved by : 

Dorothy Cheuk

This Certificate is issued by:
Hong Kong Calibration Ltd.

Unit 8B, 24/F., Well Fung Industrial Centre, No. 58-76, Ta Chuen Ping Street, Kwai Chung, NT, Hong Kong.
Tel: 2425 8801 Fax: 2425 8646

Date: 6-Jul-11



Calibration Certificate

Certificate No. **13784**

Page 2 of 4 Pages

Results :

1. SPL

UUT Setting				Applied Value (dB)	UUT Reading (dB)
Range	Freq. Wgt.	Time Const.	Center Freq.		
20 - 140	A (SPL)	Fast	--	94.0	93.9
		Slow	--		93.9
	C (SPL)	Fast	--	94.0	93.9
	A (SPL)	Fast	--	114.0	113.8
		Slow	--		113.8
	C (SPL)	Fast	--	114.0	113.8
	--	1/1 – Oct/Fast	1 kHz	94.0	93.8
				114.0	113.7
	--	1/3 – Oct/Fast	1 kHz	94.0	93.7
				114.0	113.6

IEC 651 Type 1 Spec. : ± 0.7 dB

Uncertainty : ± 0.1 dB

2. Level Stability : 0.0 dB

IEC 651 Type 1 Spec. : ± 0.3 dB

Uncertainty : ± 0.01 dB

3. Linearity

Differential level linearity

UUT Range (dB)	Applied Value (dB)	UUT Rdg (dB)	Variation (dB)	IEC 651 Type 1 Spec.
20~140	84.0	83.9	0.0	± 0.4 dB
	94.0	93.9 (Ref.)	--	
	95.0	95.0	+0.1	± 0.2 dB

Uncertainty : ± 0.1 dB



Calibration Certificate

Certificate No. 13784

Page 3 of 4 Pages

4. Frequency Weighting

A weighting

Frequency	Attenuation (dB)	IEC 651 Type 1 Spec.
31.5 Hz	-39.8	- 39.4 dB, ± 1.5 dB
63 Hz	-26.5	- 26.2 dB, ± 1.5 dB
125 Hz	-16.5	- 16.1 dB, ± 1 dB
250 Hz	-9.0	- 8.6 dB, ± 1 dB
500 Hz	-3.5	- 3.2 dB, ± 1 dB
1 kHz	0.0 (Ref)	0 dB, ± 1 dB
2 kHz	+1.1	+ 1.2 dB, ± 1 dB
4 kHz	+1.1	+ 1.0 dB, ± 1 dB
8 kHz	-1.3	- 1.1 dB, + 1.5 dB ~ -3 dB
16 kHz	-5.9	- 6.6 dB, + 3 dB $\sim -\infty$

Uncertainty : ± 0.1 dB

5. Time Averaging

Applied Burst duty Factor	Applied Leq Value (dB)	UUT Reading (dB)	IEC 804 Type 1 Spec.
continuous	40.0	--	--
1/10	40.0	40.1	± 0.5 dB
1/10 ²	40.0	40.0	
1/10 ³	40.0	40.0	± 1.0 dB
1/10 ⁴	40.0	40.0	

Uncertainty : ± 0.1 dB



Calibration Certificate

Certificate No. 13784

Page 4 of 4 Pages

6. Filter Characteristics

6.1 1/1 – Octave Filter

Frequency	Attenuation (dB)	IEC 1260 Class 1 Spec. (dB)
125 Hz	-64.2	< - 61
250 Hz	-44.9	< - 42
500 Hz	-21.1	< - 17.5
707 Hz	-3.8	- 2 ~ - 5
1 kHz (Ref)	--	--
1.414 kHz	-3.6	- 2 ~ - 5
2 kHz	-20.9	< - 17.5
4 kHz	-56.0	< - 42
8 kHz	-86.0	< - 61

Uncertainty : ± 0.25 dB

6.2 1/3 – Octave Filter

Frequency	Attenuation (dB)	IEC 1260 Class 1 Spec.(dB)
326 Hz	-64.9	< - 61
530 Hz	-48.1	< - 42
772 Hz	-23.6	< - 17.5
891 Hz	-3.9	+ 0.3 ~ - 5.0
1 kHz (Ref)	--	--
1.122 kHz	-3.9	+ 0.3 ~ - 5.0
1.296 kHz	-23.7	< - 17.5
1.887 kHz	-48.8	< - 42
3.070 kHz	-70.4	< - 61

Uncertainty : ± 0.25 dB

Remarks : 1. UUT : Unit-Under-Test

2. The uncertainty claimed is for a confidence probability of not less than 95%.

3. Atmospheric pressure : 996 hPa.

----- END -----



Calibration Certificate

Certificate No. 13813

Page 1 of 4 Pages

Customer : Lam Geotechnics Limited

Address : 11/F., Centre Point, 181-185 Gloucester Road, Wanchai, Hong Kong

Order No. : Q11569

Date of receipt : 7-Jul-11

Item Tested

Description : Sound Level Meter

Manufacturer : B&K

Model : 2250

Serial No. : 2722310

Test Conditions

Date of Test : 8-Jul-11

Supply Voltage : --

Ambient Temperature : (23 ± 3)°C

Relative Humidity : (50 ± 25) %

Test Specifications

Calibration check.

Ref. Document/Procedure: Z01.

Test Results

All results were within the IEC 651 Type 1, IEC 804 Type 1 & IEC 1260 Class 1 specification.

The results are shown in the attached page(s).


Main Test equipment used:


<u>Equipment No.</u>	<u>Description</u>	<u>Cert. No.</u>	<u>Traceable to</u>
S017A	Multi-Function Generator	07279	SCL-HKSAR
S024	Sound Level Calibrator	04062	NIM-PRC & SCL-HKSAR

The values given in this Calibration Certificate only relate to the values measured at the time of the test and any uncertainties quoted will not include allowance for the equipment long term drift, variations with environmental changes, vibration and shock during transportation, overloading, mis-handling, or the capability of any other laboratory to repeat the measurement. Hong Kong Calibration Ltd. shall not be liable for any loss or damage resulting from the use of the equipment.

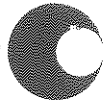
The test equipment used for calibration are traceable to International System of Units (SI).

The test results apply to the above Unit-Under-Test only

Calibrated by : 
P. F. Wong

Approved by : 
Dorothy Cheuk

Date: 8-Jul-11



Calibration Certificate

Certificate No. **13813**

Page 2 of 4 Pages

Results :

1. SPL

UUT Setting				Applied Value (dB)	UUT Reading (dB)
Range	Freq. Wgt.	Time Const.	Center Freq.		
20 - 140	A (SPL)	Fast	--	94.0	93.8
		Slow	--		93.8
	C (SPL)	Fast	--	94.0	93.9
	A (SPL)	Fast	--	114.0	113.7
		Slow	--		113.7
	C (SPL)	Fast	--	114.0	113.7
	--	1/1 - Oct/Fast	1 kHz	94.0	93.8
				114.0	113.7
	--	1/3 - Oct/Fast	1 kHz	94.0	93.8
				114.0	113.7

IEC 651 Type 1 Spec. : ± 0.7 dB

Uncertainty : ± 0.2 dB

2. Level Stability : 0.0 dB

IEC 651 Type 1 Spec. : ± 0.3 dB

Uncertainty : ± 0.01 dB

3. Linearity

Differential level linearity

UUT Range (dB)	Applied Value (dB)	UUT Rdg (dB)	Variation (dB)	IEC 651 Type 1 Spec.
120	84.0	83.8	0.0	± 0.4 dB
	94.0	93.8 (Ref.)	--	
	95.0	94.8	0.0	± 0.2 dB

Uncertainty : ± 0.1 dB



Calibration Certificate

Certificate No. 13813

Page 3 of 4 Pages

4. Frequency Weighting

A weighting

Frequency	Attenuation (dB)	IEC 651 Type 1 Spec.
31.5 Hz	-39.9	- 39.4 dB, ± 1.5 dB
63 Hz	-26.6	- 26.2 dB, ± 1.5 dB
125 Hz	-16.5	- 16.1 dB, ± 1 dB
250 Hz	-9.0	- 8.6 dB, ± 1 dB
500 Hz	-3.5	- 3.2 dB, ± 1 dB
1 kHz	0.0 (Ref)	0 dB, ± 1 dB
2 kHz	+1.4	+ 1.2 dB, ± 1 dB
4 kHz	+1.2	+ 1.0 dB, ± 1 dB
8 kHz	-1.2	- 1.1 dB, + 1.5 dB \sim -3 dB
16 kHz	-5.8	- 6.6 dB, + 3 dB \sim - ∞

Uncertainty : ± 0.1 dB

5. Time Averaging

Applied Burst duty Factor	Applied Leq Value (dB)	UUT Reading (dB)	IEC 804 Type 1 Spec.
continuous	40.0	--	--
1/10	40.0	40.0	± 0.5 dB
1/10 ²	40.0	39.9	
1/10 ³	40.0	40.0	± 1.0 dB
1/10 ⁴	40.0	40.0	

Uncertainty : ± 0.1 dB



Calibration Certificate

Certificate No. 13813

Page 4 of 4 Pages

6. Filter Characteristics

6.1 1/1 – Octave Filter

Frequency	Attenuation (dB)	IEC 1260 Class 1 Spec. (dB)
125 Hz	-64.2	< - 61
250 Hz	-44.9	< - 42
500 Hz	-21.0	< - 17.5
707 Hz	-3.8	- 2 ~ - 5
1 kHz (Ref)	--	--
1.414 kHz	-3.5	- 2 ~ - 5
2 kHz	-20.8	< - 17.5
4 kHz	-55.9	< - 42
8 kHz	-85.7	< - 61

Uncertainty : ± 0.25 dB

6.2 1/3 – Octave Filter

Frequency	Attenuation (dB)	IEC 1260 Class 1 Spec.(dB)
326 Hz	-63.6	< - 61
530 Hz	-47.9	< - 42
772 Hz	-23.5	< - 17.5
891 Hz	-3.7	+ 0.3 ~ - 5.0
1 kHz (Ref)	--	--
1.122 kHz	-3.6	+ 0.3 ~ - 5.0
1.296 kHz	-23.4	< - 17.5
1.887 kHz	-48.1	< - 42
3.070 kHz	-69.8	< - 61

Uncertainty : ± 0.25 dB

Remarks : 1. UUT : Unit-Under-Test

2. The uncertainty claimed is for a confidence probability of not less than 95%.

3. Atmospheric pressure : 1 000 hPa.

----- END -----

**Calibration Data for High Volume Sampler (TSP Sampler)**

Location : MA1w
 Equipment no. : EL080

Calibration Date : 25-Oct-11
 Calibration Due Date : 25-Dec-11

CALIBRATION OF CONTINUOUS FLOW RECORDER

Ambient Condition			
Temperature, T_a	305	Kelvin	Pressure, P_a
			1010 mmHg

Orifice Transfer Standard Information					
Equipment No.	EL086	Slope, m_c	2.01593	Intercept, b_c	-0.03978
Last Calibration Date	11-Jul-11	$(H \times P_a / 1013.3 \times 298 / T_a)^{1/2}$ $= m_c \times Q_{std} + b_c$			
Next Calibration Date	11-Jul-12				

Calibration of RSP						
Calibration Point	Manometer Reading			Q_{std} ($m^3 / min.$) X-axis	Continuous Flow Recorder, W (CFM)	IC ($W(P_a/1013.3 \times 298/T_a)^{1/2}/35.31$) Y-axis
	(up)	(down)	(difference)			
1	6.1	6.1	12.2	1.7296	54	53.2897
2	4.9	4.9	9.8	1.5522	48	47.3687
3	3.8	3.8	7.6	1.3693	40	39.4739
4	2.4	2.4	4.8	1.0922	30	29.6054
5	1.5	1.5	3.0	0.8676	20	19.7369

By Linear Regression of Y on X

Slope, m = 38.8795 Intercept, b = -13.5104
 Correlation Coefficient* = 0.9992
 Calibration Accepted = Yes/No**

* if Correlation Coefficient < 0.990, check and recalibration again.

** Delete as appropriate.

Remarks : _____

Calibrated by : Sam Lam
 Date : 25-Oct-11

Checked by : Cherry Mak
 Date : 25-Oct-11

**Calibration Data for High Volume Sampler (TSP Sampler)**

Location : MA1e
 Equipment no. : EL080

Calibration Date : 25-Oct-11
 Calibration Due Date : 25-Oct-11

CALIBRATION OF CONTINUOUS FLOW RECORDER

Ambient Condition			
Temperature, T_a	298	Kelvin	Pressure, P_a
			1010 mmHg

Orifice Transfer Standard Information					
Equipment No.	EL086	Slope, m_c	2.01593	Intercept, b_c	-0.03978
Last Calibration Date	11-Jul-11	$(H \times P_a / 1013.3 \times 298 / T_a)^{1/2}$ $= m_c \times Q_{std} + b_c$			
Next Calibration Date	11-Jul-12				

Calibration of RSP						
Calibration Point	Manometer Reading			Q_{std} ($m^3 / min.$) X-axis	Continuous Flow Recorder, W (CFM)	IC ($W(P_a/1013.3 \times 298/T_a)^{1/2}/35.31$) Y-axis
	(up)	(down)	(difference)			
1	6.2	6.2	12.4	1.7637	61	60.9006
2	4.9	4.9	9.8	1.5701	56	55.9087
3	3.9	3.9	7.8	1.4029	47	46.9234
4	2.8	2.8	5.6	1.1917	36	35.9413
5	1.5	1.5	3.0	0.8775	25	24.9593

By Linear Regression of Y on X

Slope, m = 42.5234 Intercept, b = -12.9545
 Correlation Coefficient* = 0.9946
 Calibration Accepted = Yes/No**

* if Correlation Coefficient < 0.990, check and recalibration again.

** Delete as appropriate.

Remarks : _____

Calibrated by : Sam Lam
 Date : 25-Oct-11

Checked by : Cherry Mak
 Date : 25-Oct-11



Calibration Data for High Volume Sampler (TSP Sampler)

Location : CMA5a
 Equipment no. : EL380

Calibration Date : 25-Oct-11
 Calibration Due Date : 25-Dec-11

CALIBRATION OF CONTINUOUS FLOW RECORDER

Ambient Condition			
Temperature, T _a	298	Kelvin	Pressure, P _a
			1010 mmHg

Orifice Transfer Standard Information					
Equipment No.	EL086	Slope, m _c	2.01593	Intercept, b _c	-0.03978
Last Calibration Date	11-Jul-11	$(H \times P_a / 1013.3 \times 298 / T_a)^{1/2}$ $= m_c \times Q_{std} + b_c$			
Next Calibration Date	11-Jul-12				

Calibration of RSP						
Calibration Point	Manometer Reading			Q _{std} (m ³ / min.) X-axis	Continuous Flow Recorder, W (CFM)	IC (W(P _a /1013.3x298/T _a) ^{1/2} /35.31) Y-axis
	(up)	(down)	(difference)			
1	6.2	6.2	12.4	1.7637	56	55.9087
2	4.9	4.9	9.8	1.5701	51	50.9169
3	3.8	3.8	7.6	1.3850	44	43.9283
4	2.5	2.5	5.0	1.1271	35	34.9430
5	1.5	1.5	3.0	0.8775	26	25.9576

By Linear Regression of Y on X

Slope, m = 34.3328 Intercept, b = -3.8356

Correlation Coefficient* = 0.9987

Calibration Accepted = Yes/No**

* if Correlation Coefficient < 0.990, check and recalibration again.

** Delete as appropriate.

Remarks : _____

Calibrated by : Sam Lam
 Date : 25-Oct-11

Checked by : Cherry Mak
 Date : 25-Oct-11

**Calibration Data for High Volume Sampler (TSP Sampler)**

Location : CMA4a
 Equipment no. : EL390

Calibration Date : 25-Oct-11
 Calibration Due Date : 25-Dec-11

CALIBRATION OF CONTINUOUS FLOW RECORDER

Ambient Condition			
Temperature, T_a	298	Kelvin	Pressure, P_a
			1010 mmHg

Orifice Transfer Standard Information					
Equipment No.	EL086	Slope, m_c	2.01593	Intercept, b_c	-0.03978
Last Calibration Date	11-Jul-11	$(H \times P_a / 1013.3 \times 298 / T_a)^{1/2}$ $= m_c \times Q_{std} + b_c$			
Next Calibration Date	11-Jul-12				

Calibration of RSP						
Calibration Point	Manometer Reading			Q_{std} ($m^3 / min.$) X-axis	Continuous Flow Recorder, W (CFM)	IC ($W(P_a/1013.3 \times 298/T_a)^{1/2}/35.31$) Y-axis
	(up)	(down)	(difference)			
1	5.8	5.8	11.6	1.7065	58	57.9055
2	4.6	4.6	9.2	1.5219	50	49.9185
3	3.7	3.7	7.4	1.3669	44	43.9283
4	2.3	2.3	4.6	1.0819	31	30.9495
5	1.5	1.5	3.0	0.8775	24	23.9609

By Linear Regression of Y on X

Slope, m = 41.4483 Intercept, b = -13.0036
 Correlation Coefficient* = 0.9992
 Calibration Accepted = Yes/No**

* if Correlation Coefficient < 0.990, check and recalibration again.

** Delete as appropriate.

Remarks : _____

Calibrated by : Sam Lam
 Date : 25-Oct-11

Checked by : Cherry Mak
 Date : 25-Oct-11



Lam Geotechnics Limited

Calibration Data for High Volume Sampler (TSP Sampler)

Location : CMA3a
 Equipment no. : EL888

Calibration I : 25-Oct-11
 Calibration I : 25-Dec-11

CALIBRATION OF CONTINUOUS FLOW RECORDER

Ambient Condition			
Temperature, T _a	298	Kelvin	Pressure, P _a
			1010 mmHg

Orifice Transfer Standard Information			
Equipment No.	EL086	Slope, m _c	2.01593
		Intercept, b _c	-0.03978
Last Calibration Date	11-Jul-11	$\left(H \times P_a / 1013.3 \times 298 / T_a \right)^{1/2}$ $= m_c \times Q_{std} + b_c$	
Next Calibration Date	11-Jul-12		

Calibration of RSP						
Calibration Point	Manometer Reading			Q _{std} (m ³ / min.) X-axis	Continuous Flow Recorder, W (CFM)	IC Y-axis
	H (inches of water) (up)	H (inches of water) (down)	H (inches of water) (difference)			
1	5.6	5.6	11.2	1.6771	47	46.9234
2	4.5	4.5	9.0	1.5055	41	40.9332
3	3.5	3.5	7.0	1.3300	35	34.9430
4	2.2	2.2	4.4	1.0586	26	25.9576
5	1.4	1.4	2.8	0.8484	16	15.9739

By Linear Regression of Y on X
 Slope, m = 36.5792 Intercept, b = -14.0184
 Correlation Coefficient* = 0.9976
 Calibration Accepted = Yes/No**

* if Correlation Coefficient < 0.990, check and recalibration again.

Remarks : _____

Calibrated by : Sam Lam
 Date : 25-Oct-11

Checked by : Cherry Mak
 Date : 25-Oct-11

**Calibration Data for High Volume Sampler (TSP Sampler)**

Location : CMA2a
 Equipment no. : EL449

Calibration Date : 25-Oct-11
 Calibration Due Date : 25-Dec-11

CALIBRATION OF CONTINUOUS FLOW RECORDER

Ambient Condition			
Temperature, T _a	298	Kelvin	Pressure, P _a
			1010 mmHg

Orifice Transfer Standard Information					
Equipment No.	EL086	Slope, m _c	2.01593	Intercept, b _c	-0.03978
Last Calibration Date	11-Jul-11	$(H \times P_a / 1013.3 \times 298 / T_a)^{1/2}$ $= m_c \times Q_{std} + b_c$			
Next Calibration Date	11-Jul-12				

Calibration of RSP						
Calibration Point	Manometer Reading			Q _{std} (m ³ / min.) X-axis	Continuous Flow Recorder, W (CFM)	IC (W(P _a /1013.3x298/T _a) ^{1/2} /35.31) Y-axis
	(up)	(down)	(difference)			
1	5.9	5.9	11.8	1.7209	50	49.9185
2	4.8	4.8	9.6	1.5542	43	42.9299
3	3.5	3.5	7.0	1.3300	37	36.9397
4	2.5	2.5	5.0	1.1271	29	28.9527
5	1.4	1.4	2.8	0.8484	17	16.9723

By Linear Regression of Y on X

Slope, m = 36.8863 Intercept, b = -13.4049
 Correlation Coefficient* = 0.9968
 Calibration Accepted = Yes/No**

* if Correlation Coefficient < 0.990, check and recalibration again.

** Delete as appropriate.

Remarks : _____

Calibrated by : Sam Lam
 Date : 25-Oct-11

Checked by : Cherry Mak
 Date : 25-Oct-11



Lam Geotechnics Limited

Calibration Data for High Volume Sampler (TSP Sampler)

Location : CMA1b
 Equipment no. : EL452

Calibration Date : 12-Nov-11
 Calibration Due Date : 12-Jan-12

CALIBRATION OF CONTINUOUS FLOW RECORDER

Ambient Condition			
Temperature, T_a	297	Kelvin	Pressure, P_a
			1010 mmHg

Orifice Transfer Standard Information			
Equipment No.	EL086	Slope, m_c	2.01593
		Intercept, b_c	-0.03978
Last Calibration Date	11-Jul-11	$(H \times P_a / 1013.3 \times 298 / T_a)^{1/2}$ $= m_c \times Q_{std} + b_c$	
Next Calibration Date	11-Jul-12		

Calibration of RSP						
Calibration Point	Manometer Reading H (inches of water)			Q_{std} ($m^3 / min.$) X-axis	Continuous Flow Recorder, W (CFM)	IC ($(W(P_a/1013.3 \times 298 / T_a)^{1/2} / 35.31)$) Y-axis
	(up)	(down)	(difference)			
1	6.1	6.1	12.2	1.7524	60	60.0030
2	4.8	4.8	9.6	1.5568	52	52.0026
3	3.8	3.8	7.6	1.3873	45	45.0022
4	2.5	2.5	5.0	1.1290	34	34.0017
5	1.5	1.5	3.0	0.8790	24	24.0012

By Linear Regression of Y on X
 Slope, m = 41.3859 Intercept, b = -12.4919
 Correlation Coefficient* = 1.0000
 Calibration Accepted = Yes/No**

* if Correlation Coefficient < 0.990, check and recalibration again.

Remarks : _____

Calibrated by : Sam Lam
 Date : 12-Nov-11

Checked by : Cherry Mak
 Date : 12-Nov-11